

# Safety module - PSR-SCP- 24DC/TS/S - 2986229

Please be informed that the data shown in this PDF Document is generated from our Online Catalog. Please find the complete data in the user's documentation. Our General Terms of Use for Downloads are valid (<http://phoenixcontact.com/download>)




Freely configurable safety module with 20 safe inputs and 4 safe outputs; 4 alarm, 2 clock, and 2 ground switching outputs; diagnostics possible via bus gateways, up to SIL 3, Cat.4/PL e, SIL 3, EN 50156, plug-in screw connection terminal blocks

## Your advantages

- ✓ Freely configurable safety module for monitoring emergency stops, safety doors, light grids, etc.
- ✓ Up to Cat. 4/PL e in accordance with ISO 13849-1, SIL 3 in accordance with IEC 62061, SIL 3 in accordance with IEC 61508
- ✓ EN 50156
- ✓ Option for connecting fieldbus gateways for diagnostics and signaling functions
- ✓ Quick startup thanks to comprehensive simulation and test functions
- ✓ Easy graphical configuration instead of complex programming
- ✓ Easy graphical configuration with the SAFECONF software
- ✓ Including IFS-CONFSTICK memory stick for easily storing and saving the configuration
- ✓ Multifunctional use for a wide range of safety functions
- ✓ With 20 safe inputs, 4 safe outputs, 4 alarm outputs, and 2 clock outputs on a design width of just 67.5 mm



## Key Commercial Data

Packing unit	1 pc
GTIN	 4 046356 477192
GTIN	4046356477192

## Technical data

### Note

Utilization restriction	EMC: class A product, see manufacturer's declaration in the download area
-------------------------	---

### Dimensions

Width	67.5 mm
Height	99 mm
Depth	114.5 mm

# Safety module - PSR-SCP- 24DC/TS/S - 2986229

## Technical data

### Ambient conditions

Ambient temperature (operation)	-20 °C ... 55 °C
Ambient temperature (storage/transport)	-20 °C ... 70 °C
Max. permissible relative humidity (operation)	75 % (On average, 85 % occasionally)
Max. permissible humidity (storage/transport)	75 % (On average, 85 % occasionally)
Air pressure (operation)	70 kPa ... 108 kPa (up to 3000 m above sea level)
Air pressure (storage/transport)	66 kPa ... 108 kPa (up to 3500 m above sea level)
Maximum altitude	max. 2000 m (See Appendix "Using PSR-TRISAFE modules at altitudes greater than 2000 m above sea level")

### Power supply

Rated control circuit supply voltage $U_S$	24 V DC (A1/A2)
	18 V DC ... 30 V DC (Incl. all tolerances, incl. residual ripple)
Rated control supply current $I_S$	typ. 110 mA
Limiting continuous current	max. 6 A (For looped-through current paths A1/A1 and A2/A2)
Filter time	typ. 20 ms (Load-dependent, in the event of voltage dips at $U_S$ )
Status display	3x LED green, 1x LED red
Protective circuit	Yes, within the scope of the operating voltage limits

### Digital inputs

Description of the input	Digital, type HTL
Number of inputs	10 (Two-channel, up to SIL 3)
	20 (Single-channel, up to SIL 2)
Input voltage range "0" signal	0 V DC ... 5 V DC (for safe Off)
Input voltage range "1" signal	11 V DC ... 30 V DC
Current consumption	typ. 4 mA
Cable length	max. 2000 m
Status display	20 x LED green (1 LED per input)

### Digital outputs

Number of outputs	4 (Safe semiconductor outputs, up to Cat. 4 in accordance with EN ISO 13849-1)
	2 (Ground switching outputs)
Nominal output voltage	24 V DC (Supply via 24 V/0 V)
Nominal output voltage range	18 V DC ... 30 V DC (Incl. all tolerances, incl. residual ripple)
Limiting continuous current	2 A (Per channel, see Derating)
	2 A (Total current of all outputs)
Output voltage	< 5 V (Low state)
Leakage current	max. 2 mA
Max. capacitive load	max. 1 $\mu$ F (Electronic components)
Max. inductive load	See "Protective circuit"
Test pulses	< 1 ms
Short-circuit protection	Yes
Note on protection circuit	Yes, within the scope of the operating voltage limits

# Safety module - PSR-SCP- 24DC/TS/S - 2986229

## Technical data

### Digital outputs

Status display	4 x LED green (1 LED per output)
----------------	----------------------------------

### Clock outputs

Output description	Digital
Number of outputs	2
Voltage	24 V DC (Supply via 24 V/0 V)
Limiting continuous current	100 mA
Test pulses	< 1 ms
Short-circuit protection	Yes

### Alarm outputs

Output description	Digital
Number of outputs	4
Voltage	24 V DC (Supply via 24 V/0 V)
Limiting continuous current	100 mA
Short-circuit protection	Yes

### Times

Response time	max. 30 ms (plus response time of PSR-TS-SDOR4)
Recovery time	< 10 s

### General

Nominal operating mode	100% operating factor
Net weight	154 g
Mounting position	On horizontal DIN rail
Mounting type	DIN rail mounting
Degree of protection	IP20
Min. degree of protection of inst. location	IP54
Housing material	Polyamide PA non-reinforced
Housing color	yellow
Number of possible extension modules	1 (max. continuous current via PSR-TBUS: 4 A)

### Connection data

Connection method	Screw connection
pluggable	Yes
Conductor cross section solid	0.2 mm <sup>2</sup> ... 2.5 mm <sup>2</sup>
Conductor cross section flexible	0.2 mm <sup>2</sup> ... 2.5 mm <sup>2</sup>
Conductor cross-section AWG	24 ... 12
Stripping length	7 mm
Screw thread	M3
Torque	0.5 Nm ... 0.6 Nm
	5 lb <sub>f</sub> -in. ... 7 lb <sub>f</sub> -in.

### Safety-related characteristic data

# Safety module - PSR-SCP- 24DC/TS/S - 2986229

## Technical data

### Safety-related characteristic data

Stop category in accordance with IEC 60204	0
Designation	IEC 61508 - High demand
Safety Integrity Level (SIL)	2 (1-channel parameterization)
	3 (2-channel parameterization)
Designation	IEC 61508 - Low demand
Safety Integrity Level (SIL)	2 (1-channel parameterization)
	3 (2-channel parameterization)
Designation	EN ISO 13849
Performance level (PL)	d (1-channel parameterization)
	e (2-channel parameterization)
Category	2 (1-channel parameterization)
	4 (2-channel parameterization)
Designation	EN 62061
Safety Integrity Level (SIL)	2 (1-channel parameterization)
	3 (2-channel parameterization)
Designation	EN 50156
Safety Integrity Level (SIL)	max. 3 (Reference IEC 61508)

### Standards and Regulations

Designation	Air clearances and creepage distances between the power circuits
Standards/regulations	DIN EN 50178
Pollution degree	2
Overvoltage category	III
Vibration (operation)	2g
Shock (operation)	10g ( $\Delta t = 11$ ms, three shocks in each space direction)
	10g ( $\Delta t = 16$ ms, continuous shock, 1000 shocks in each space direction)

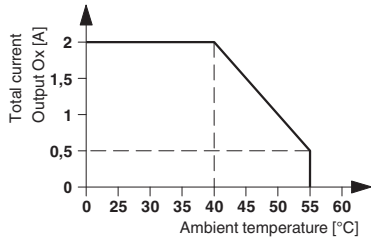
### Environmental Product Compliance

REACH SVHC	Lead 7439-92-1
China RoHS	Environmentally Friendly Use Period = 50 years
	For details about hazardous substances go to tab "Downloads", Category "Manufacturer's declaration"

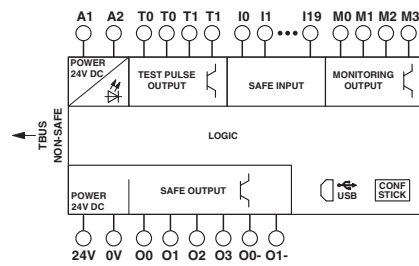
## Drawings

# Safety module - PSR-SCP- 24DC/TS/S - 2986229

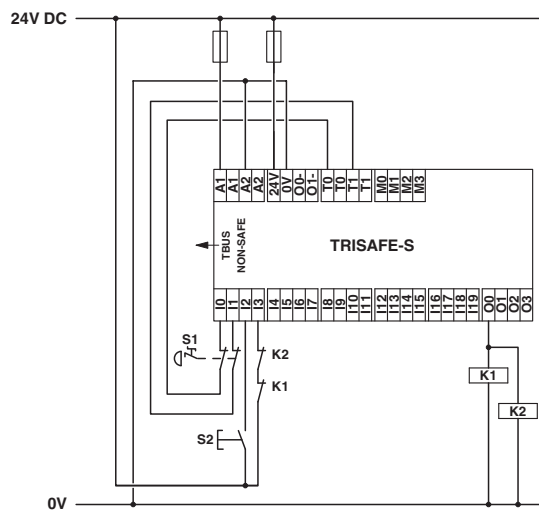
Diagram



Circuit diagram



Application drawing



## Classifications

eCl@ss

eCl@ss 10.0.1	27371819
eCl@ss 11.0	27371819
eCl@ss 4.0	40020600
eCl@ss 4.1	40020600
eCl@ss 5.0	27371900
eCl@ss 5.1	27371900
eCl@ss 6.0	27371800
eCl@ss 7.0	27371819
eCl@ss 9.0	27371819

ETIM

ETIM 2.0	EC001449
ETIM 3.0	EC001449
ETIM 4.0	EC001449
ETIM 6.0	EC001449

# Safety module - PSR-SCP- 24DC/TS/S - 2986229

## Classifications

### ETIM

ETIM 7.0	EC001449
----------	----------

### UNSPSC

UNSPSC 6.01	30211901
UNSPSC 7.0901	39121501
UNSPSC 11	39121501
UNSPSC 12.01	39121501
UNSPSC 13.2	39121501
UNSPSC 18.0	39122205
UNSPSC 19.0	39122205
UNSPSC 20.0	39122205
UNSPSC 21.0	39122205

## Approvals

### Approvals

---

#### Approvals

UL Listed / cUL Listed / Functional Safety / cULus Listed

---

#### Ex Approvals

---

### Approval details

UL Listed		<a href="http://database.ul.com/cgi-bin/XYV/template/LISEXT/1FRAME/index.htm">http://database.ul.com/cgi-bin/XYV/template/LISEXT/1FRAME/index.htm</a>	FILE E 140324
-----------	--	---	---------------

cUL Listed		<a href="http://database.ul.com/cgi-bin/XYV/template/LISEXT/1FRAME/index.htm">http://database.ul.com/cgi-bin/XYV/template/LISEXT/1FRAME/index.htm</a>	FILE E 140324
------------	--	---	---------------

Functional Safety			01/205/5151.03/17
-------------------	--	--	-------------------

cULus Listed			
--------------	--	--	--

## Safety module - PSR-SCP- 24DC/TS/S - 2986229

### Accessories

#### Accessories

#### Device parameterization

#### Configuration package - SAFECONF - 2986119



Configuration software for SafetyBridge Technology and PSR-TRISAFE modules (available to download free of charge)

---

### DIN rail connector

#### DIN rail bus connectors - ME 22,5 TBUS 1,5/ 5-ST-3,81 GN - 2707437



DIN rail connector, color: green, nominal current: 8 A (parallel contacts), rated voltage (III/2): 125 V, Number of positions per row: 5, pitch: 3.81 mm, mounting: DIN rail mounting, Locking: without, mounting: without, type of packaging: packed in cardboard, Item with gold-plated contacts, bus connectors for connecting with electronics housings, 5 parallel contacts

---

#### DIN rail bus connectors - PSR-TBUS - 2890425



DIN rail connector for safety switching devices, for supplying/controlling/monitoring (depending on the module)

---

#### DIN rail bus connectors - PSR-TBUS - 1PCS - 1326060



DIN rail connector for safety switching devices, for supplying/controlling/monitoring (depending on the module)

---

### Filter terminal block

#### Filter terminal block - PSR-FTB/20/86 - 2904477



Terminal block for filtering test pulses from safe semiconductor outputs with adjustable filter values (20  $\mu$ F/86  $\mu$ F), as well as for EMC filtering of 24 V signals up to an amperage of 2 A.

## Safety module - PSR-SCP- 24DC/TS/S - 2986229

### Accessories

Filter terminal block - PSR-FTB/1.5/11.5 - 2904476



Terminal block for filtering test pulses from safe semiconductor outputs with adjustable filter values (1.5  $\mu$ F/11.5  $\mu$ F), as well as for EMC filtering of 24 V signals up to an amperage of 2 A.

---

### Gateways/Proxies

Data interface - EM-CAN-GATEWAY-IFS - 2901504



Gateway for the connection of up to 32 INTERFACE system devices to a higher-level controller via CANopen<sup>®</sup>. The INTERFACE system devices are connected to the Gateway via DIN rail connectors, the DIN rail connectors are provided.

---

Data interface - EM-MODBUS-GATEWAY-IFS - 2901528



Gateway for the connection of up to 32 INTERFACE system devices via Modbus/TCP to a higher-level controller. The INTERFACE system devices are connected to the Gateway via DIN rail connectors, the DIN rail connectors are provided.

---

Data interface - EM-ETH-GATEWAY-IFS - 2901988



Gateway for the connection of up to 32 INTERFACE system devices to a higher-level controller via EtherNet/IP<sup>™</sup>. The INTERFACE system devices are connected to the Gateway via DIN rail connectors, the DIN rail connectors are provided.

---

Data interface - EM-PNET-GATEWAY-IFS - 2904472



Gateway for the connection of up to 32 INTERFACE system devices via PROFINET to a higher-level controller. The INTERFACE system devices are connected to the Gateway via DIN rail connectors, the DIN rail connectors are provided.



## Safety module - PSR-SCP- 24DC/TS/S - 2986229

### Accessories

Data interface - EM-PB-GATEWAY-IFS - 2297620



Gateway for the connection of up to 32 INTERFACE system devices to a higher-level controller via PROFIBUS DP. The INTERFACE system devices are connected to the Gateway via DIN rail connectors, the DIN rail connectors are provided.

---

### Memory block

Memory block - IFS-CONFSTICK - 2986122



Multi-functional memory block for the INTERFACE systemf for easy storage and backup of the configuration.

---

Copy and delete station - COPYSTATION - IFS - 2901985



Copy and delete station for IFS-CONFSTICK memory modules for copying data from a master stick to up to four slave sticks and for deleting data on one ore more slave sticks, connection via USB/mini USB cable.

---

### Programming cable

USB cable - CABLE-USB/MINI-USB-3,0M - 2986135



USB connecting cable: USB plug type A to USB plug type Mini-B; length: 3 m

---

### Starter kit

Starter kit - PSR-TRISAFE STARTER KIT - 2986300



STARTER kit for the PSR-TRISAFE safety module consisting of: PSR-TRISAFE demoboard (with inputs & outputs), SAFECONF CD, Quick Start Guide, USB cable (3m) , voltage supply with international connector adapters and package inserts.

Phoenix Contact 2021 © - all rights reserved  
<http://www.phoenixcontact.com>

PHOENIX CONTACT GmbH & Co. KG  
Flachsmarktstr. 8  
32825 Blomberg  
Germany  
Tel. +49 5235 300  
Fax +49 5235 3 41200  
<http://www.phoenixcontact.com>